

ORIENTEERING



KEY INFORMATION

AGE GROUP: Year 5 & 6

GENDER SPECIFICATIONS: 5 Girls and 5 boys

NUMBER IN A TEAM: 10

DESCRIPTION

There will be 3 tasks / skills to complete as part of this challenge. Please record the score for each activity on the score sheet, and the top 5 scoring boys and top 5 scoring girls who meet the age specification above will form the 'team' whose results you will need to submit for the School Sport Partnership virtual competition.

Please complete and submit your monitoring sheet on completion and send to your local School Games Organiser.



**CHESHIRE & WARRINGTON
VIRTUAL SCHOOL GAMES**



TASK #1: SYMBOL MATCHING RELAY

HOW TO PLAY

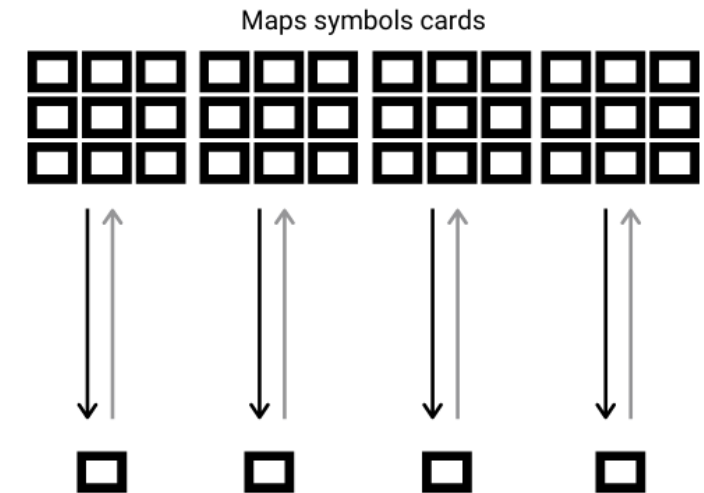
Print & cut out the resources in appendix #1. Labels should be placed by the start and the symbols should be placed 15 metres away. Children are given 3 minutes to run and collect 1 symbol at a time and bring it back to the start before matching it to the correct symbol. The can then return for another symbol until the time is up. See youtube video here

SCORING:

Count how many symbols each individual matches to the correct label in 3 minutes.

EQUIPMENT:

The printed/cut-out resources in Appendix #1. A cone to mark the start and the 15 metre point.



TASK #2: COUNTING CONES

HOW TO PLAY

Lay out cones according to the maps given in Appendix #2, with each cone being 2m from each adjacent cone. Give each child a map (1-6) and ask them to stand at their start, shown by the red triangle on the map. Make sure that their map is orientated correctly. On a signal the children will follow the route on their map from Start to Finish, adding up the numbers on the cones as they go along and keeping the map orientated correctly. When finished, check the answer with the Leader, then take a different map and try a different course. See youtube video here


SCORING:

How many maps can you successfully complete in 3 minutes.

EQUIPMENT:

Numbered cones (using a marker is best but post-it notes or sellotaped paper is fine). The printed/cut-out maps in Appendix #2.

Add the numbers up as you follow the map



TASK #8: NETBALL NUMBERS

HOW TO PLAY See youtube video here

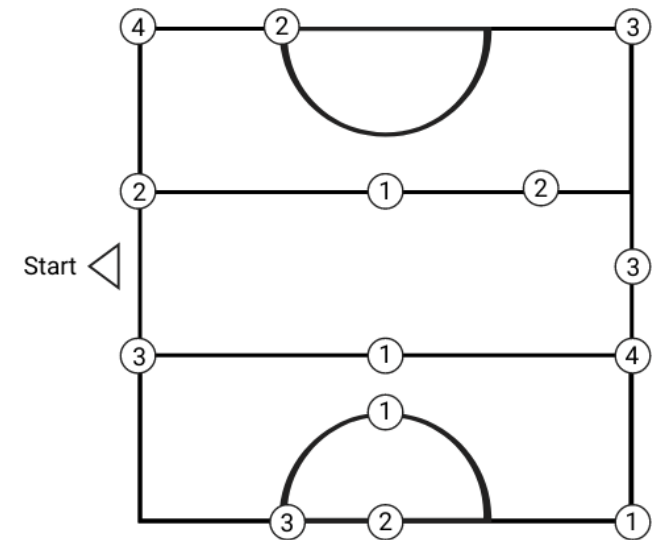
Lay out cones according to the maps given in Appendix #3. Competitors are given a map of a course. Keeping the map orientated as quickly as possible they must go to the cones in the order it states on the map, adding up the points along the way. Once they have found each cone and added up the total the answers must be checked to ensure they are correct.

SCORING:

How many maps can you successfully complete in 8 minutes.

EQUIPMENT:

Numbered cones (using a marker is best but post-it notes or sellotaped paper is fine). The printed/cut-out maps in Appendix #2.



INCLUSIVE:

Reduce distances where necessary.

Allow the children to record answers as they work.

Colour-code cones/maps so they are easier to follow.

Decrease the number of cones per map.

Children work in pairs.

RISK ASSESSMENT:

Please make sure your exercise area is clear and there is nothing nearby which could cause a trip or fall. All the challenges are designed to be suitable for each age group, however it is important to understand that if you choose to take part, you are doing so at your own risk.

Covid-19: please adhere to the current Covid-19 guidelines at the time that you take part in this activity. This is in relation to social distancing and the use of equipment.

Please ensure that you have completed a risk assessment for the children taking part in this activity, and adapt the tasks / area to meet the requirements of your own school risk assessment.

SPIRIT OF THE GAMES VALUES

DETERMINATION

Be determined to do your best and try hard on every challenge. Be determined to be the best you can be!



HONESTY

The importance of honesty when scoring your own challenges.



SCORE SHEET

PUPIL NAME	TASK #1	TASK #2	TASK #3	TOTAL SCORE

DATA COLLECTION

Total number of Boys taking part.	Total number of Girls taking part	Number of pupils where this is their first competition	Number of ethnic minority pupils	Number of SEND pupils	Number of Young Team Managers helping out	Number of Teachers involved



APPENDIX #1: SYMBOL MATCHING RELAY

Steep slope



Forest: run



Tree stump

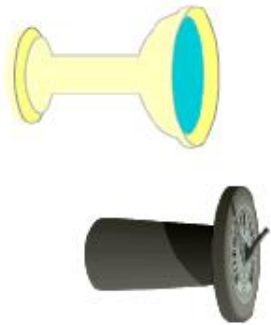


Playground



APPENDIX #1: SYMBOL MATCHING RELAY

Man made
objects



Seat



Play
apparatus




Stream



APPENDIX #1: SYMBOL MATCHING RELAY

Footpath



Pond



Bushes

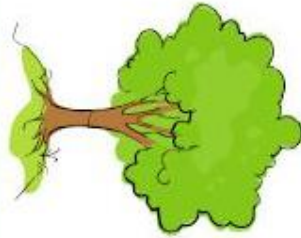


Open land




APPENDIX #1: SYMBOL MATCHING RELAY

Tree



Fence



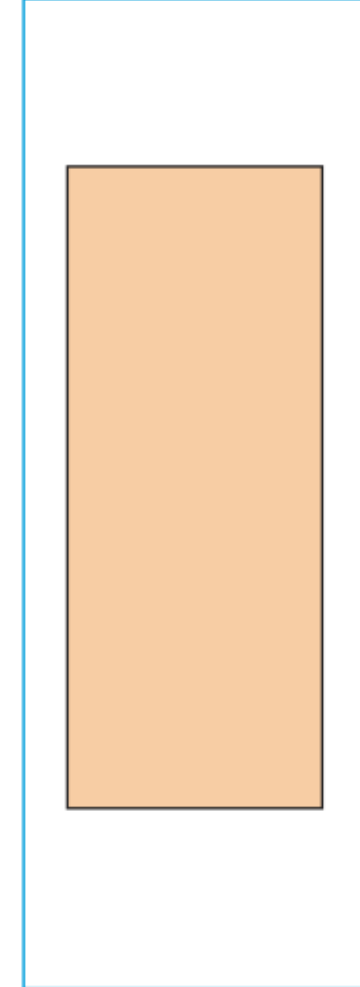


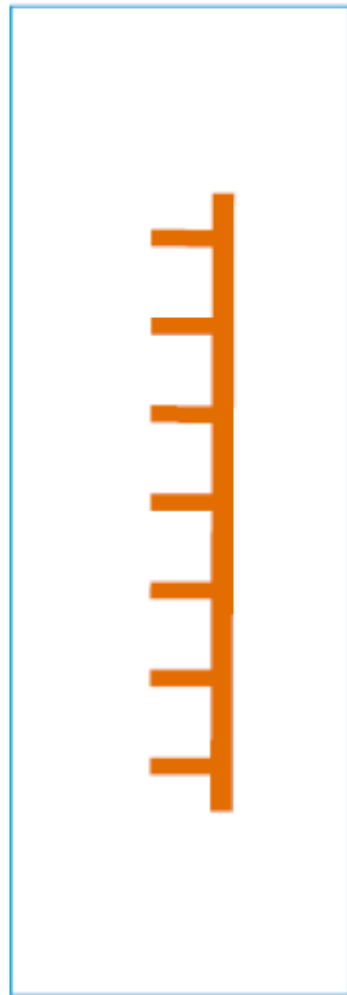
Wall



Building







APPENDIX #1: SYMBOL MATCHING RELAY



CHESHIRE & WARRINGTON
VIRTUAL SCHOOL GAMES





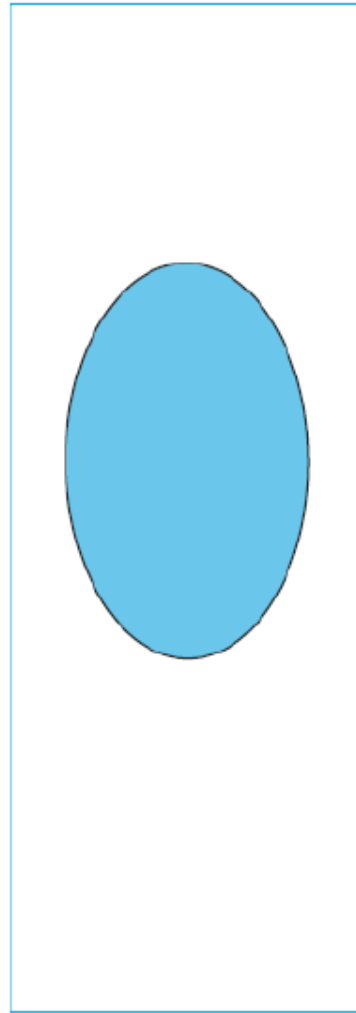

APPENDIX #1: SYMBOL MATCHING RELAY



CHESHIRE & WARRINGTON
VIRTUAL SCHOOL GAMES



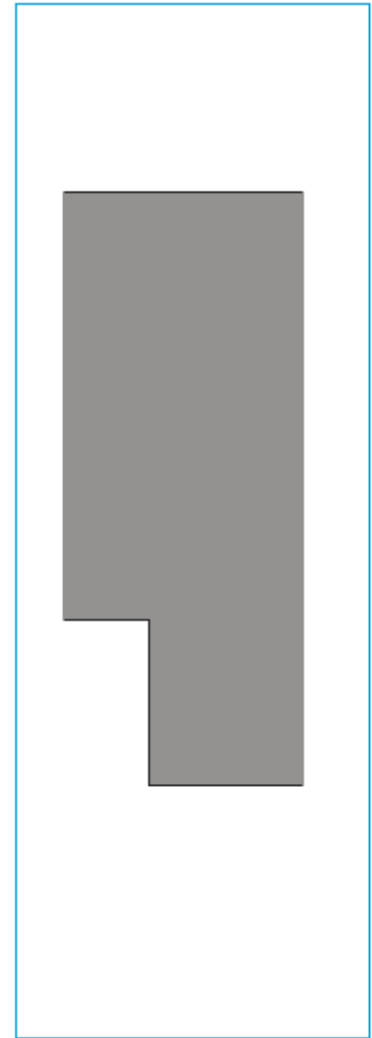
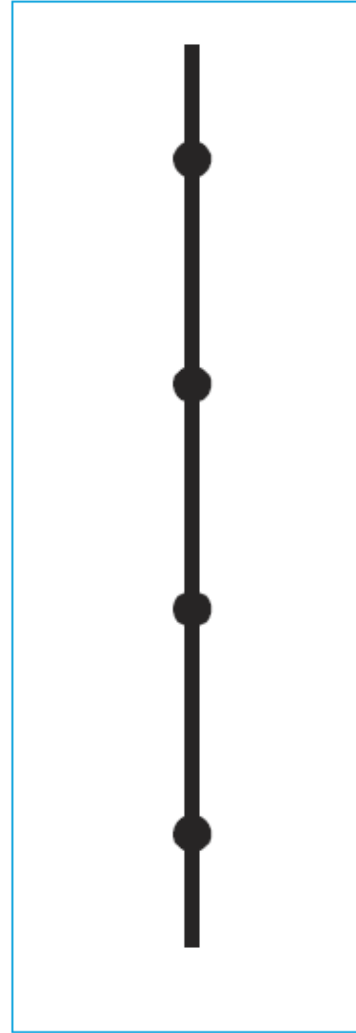


APPENDIX #1: SYMBOL MATCHING RELAY



CHESHIRE & WARRINGTON
VIRTUAL SCHOOL GAMES

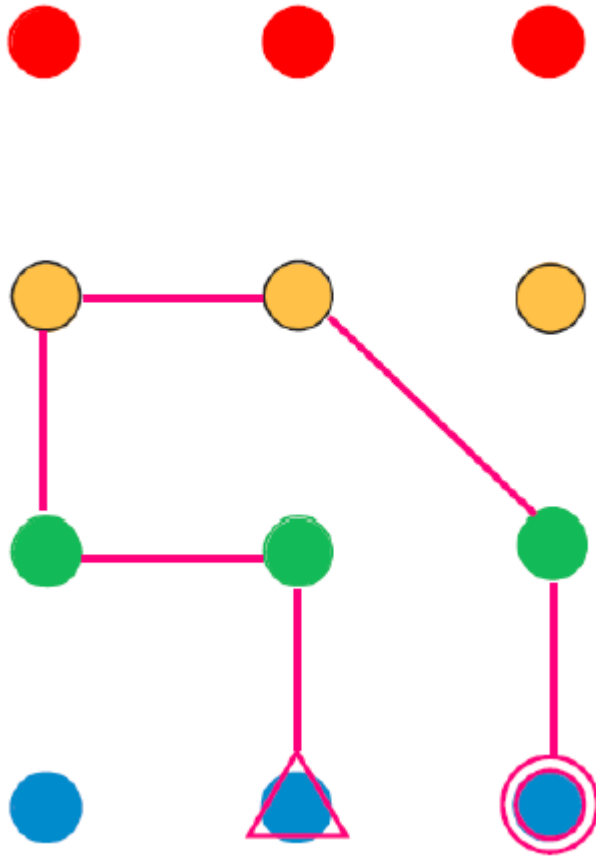


APPENDIX #1: SYMBOL MATCHING RELAY

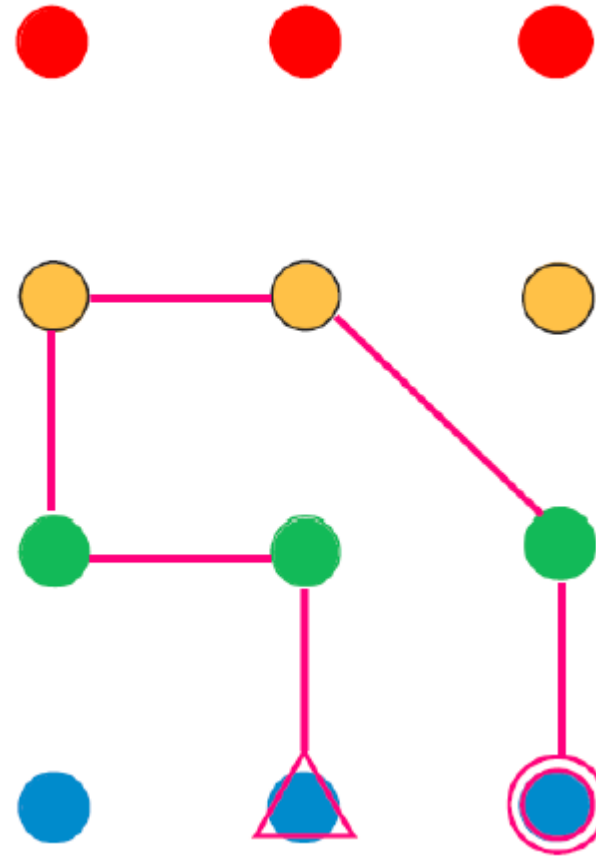


APPENDIX #2: COUNTING CONES

DEMO COURSE



DEMO COURSE

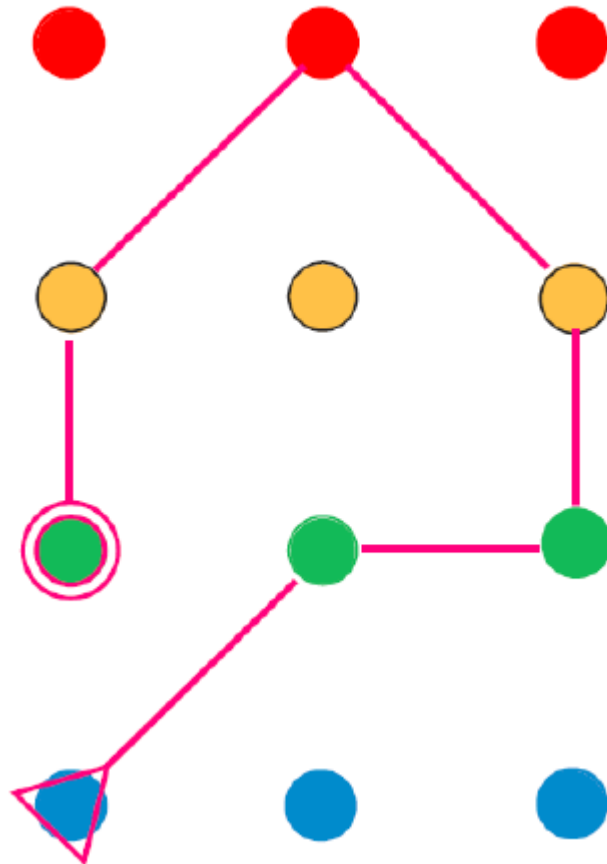


CHESHIRE & WARRINGTON
VIRTUAL SCHOOL GAMES

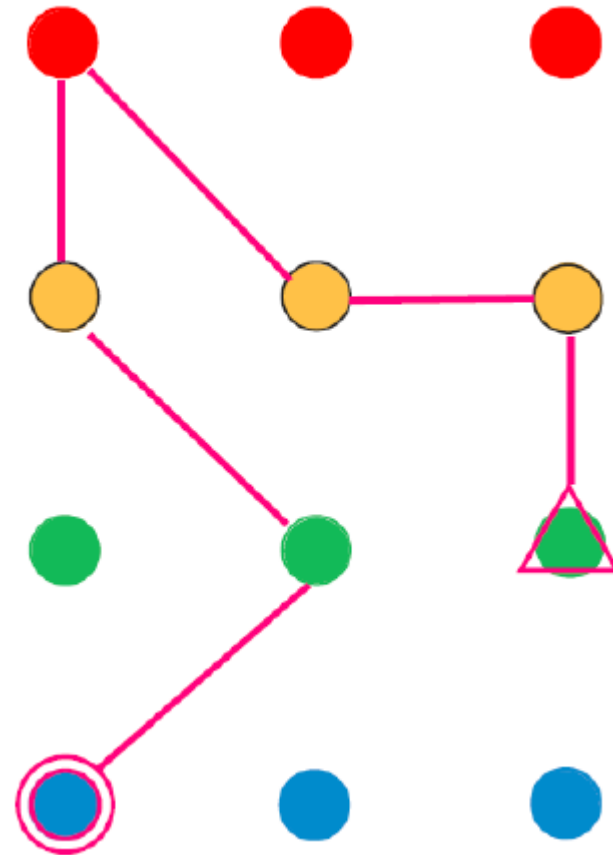


APPENDIX #2: COUNTING CONES

MAP 1

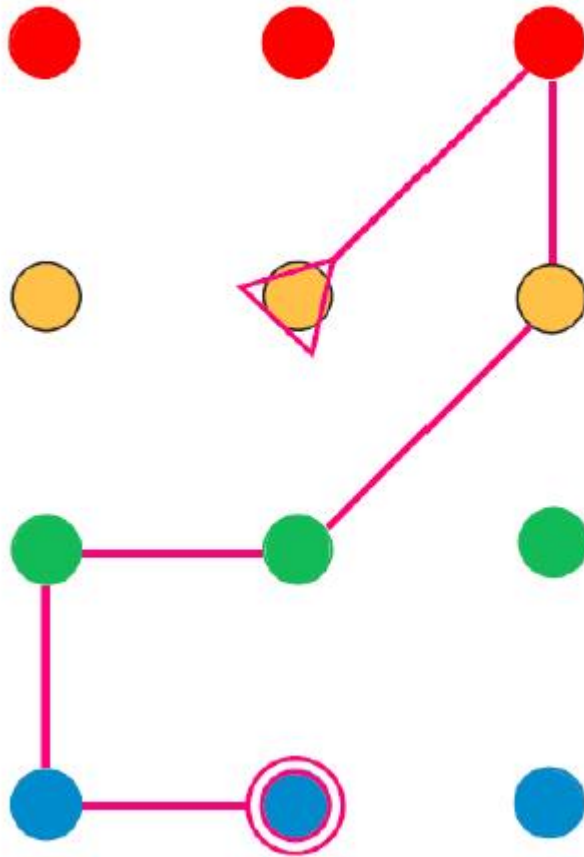


MAP 2

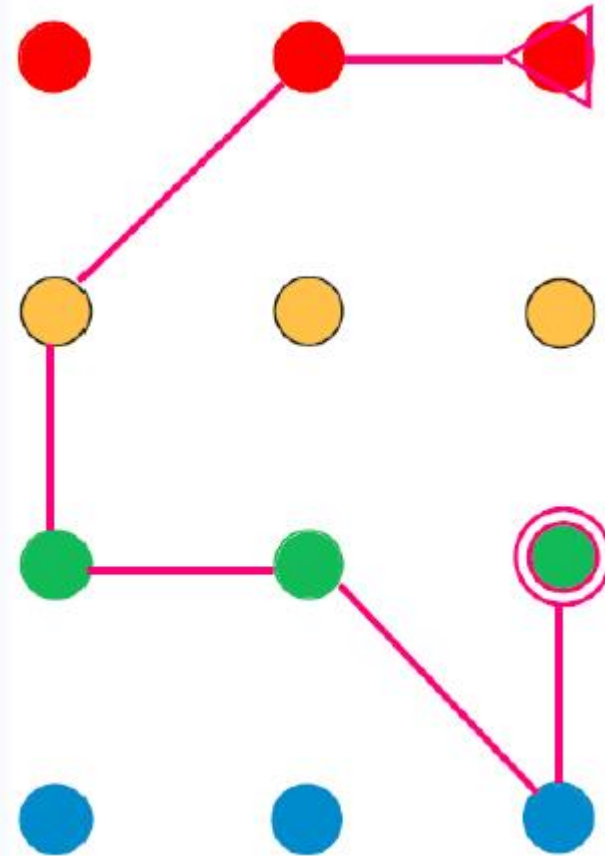


APPENDIX #2: COUNTING CONES

MAP 3

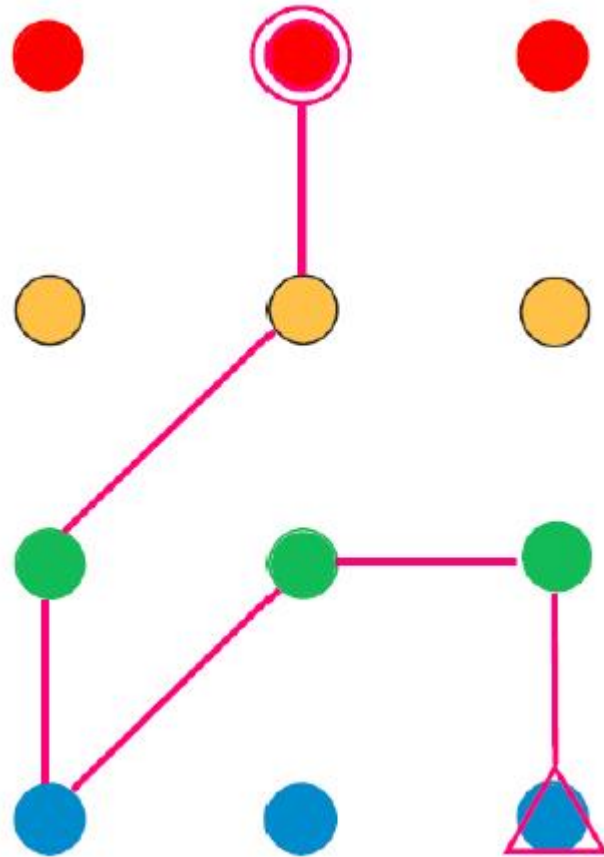


MAP 4

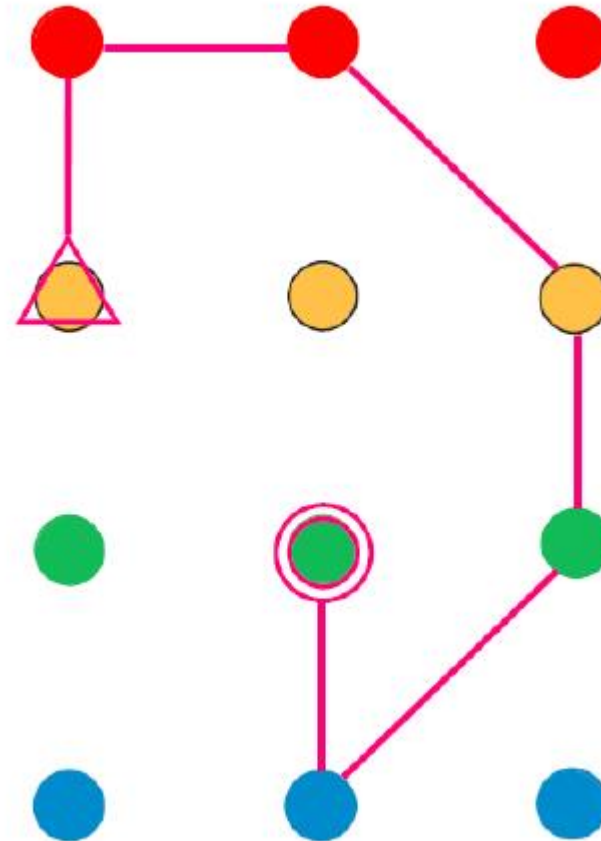


APPENDIX #2: COUNTING CONES

MAP 5



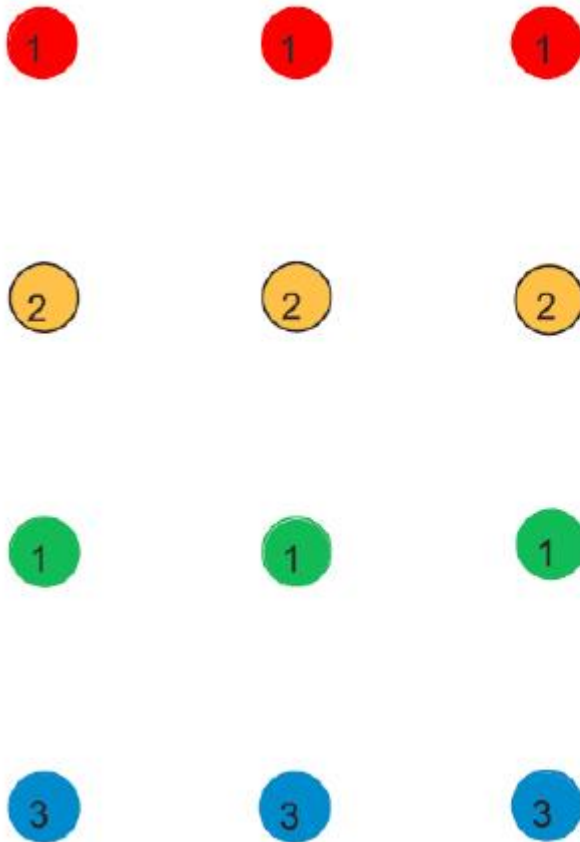
MAP 6



CHESHIRE & WARRINGTON
VIRTUAL SCHOOL GAMES



APPENDIX #2: COUNTING CONES



Set up as shown.

ANSWERS

Map 1 = 11

Map 2 = 12

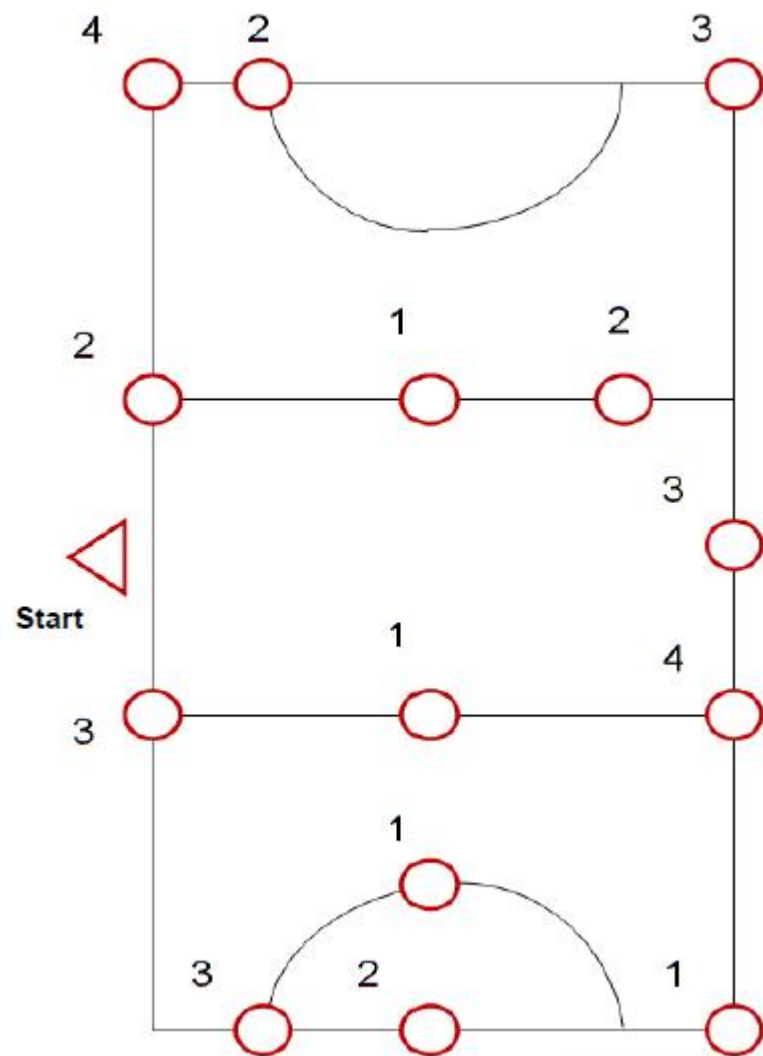
Map 3 = 13

Map 4 = 10

Map 5 = 12

Map 6 = 11

APPENDIX #8: NETBALL NUMBERS



Set up as shown.

ANSWERS

Course 1 = 14

Course 2 = 15

Course 3 = 11

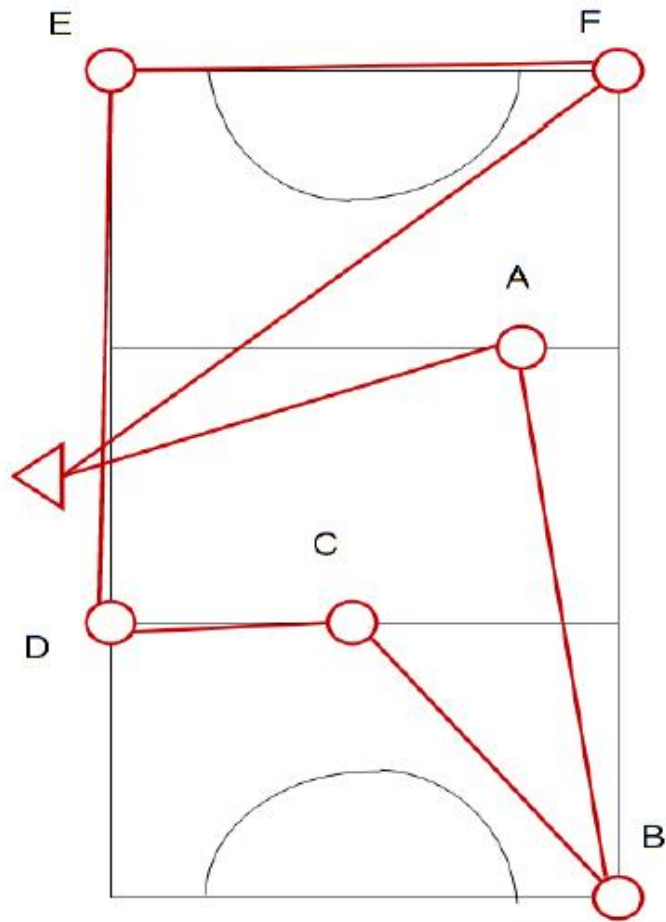
Course 4 = 12

Course 5 = 13

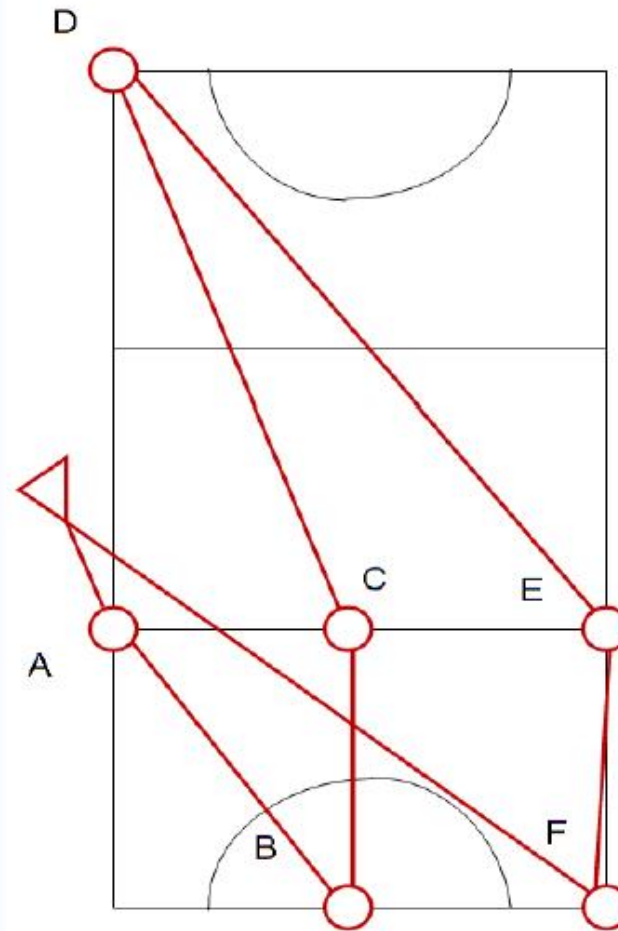
Course 6 = 10

APPENDIX #8: NETBALL NUMBERS

MAP 1

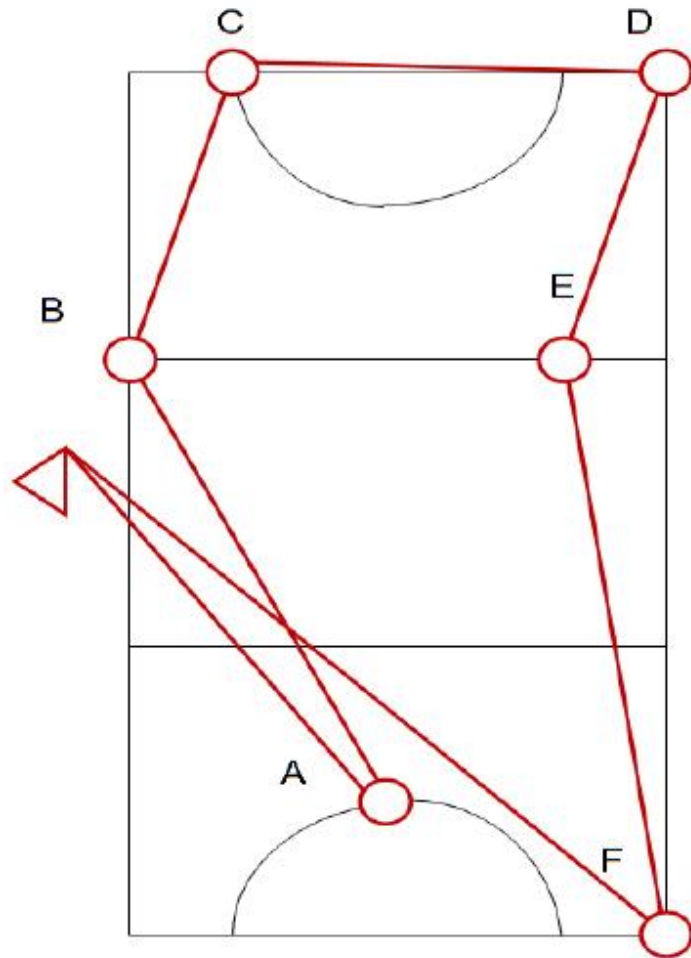


MAP 2

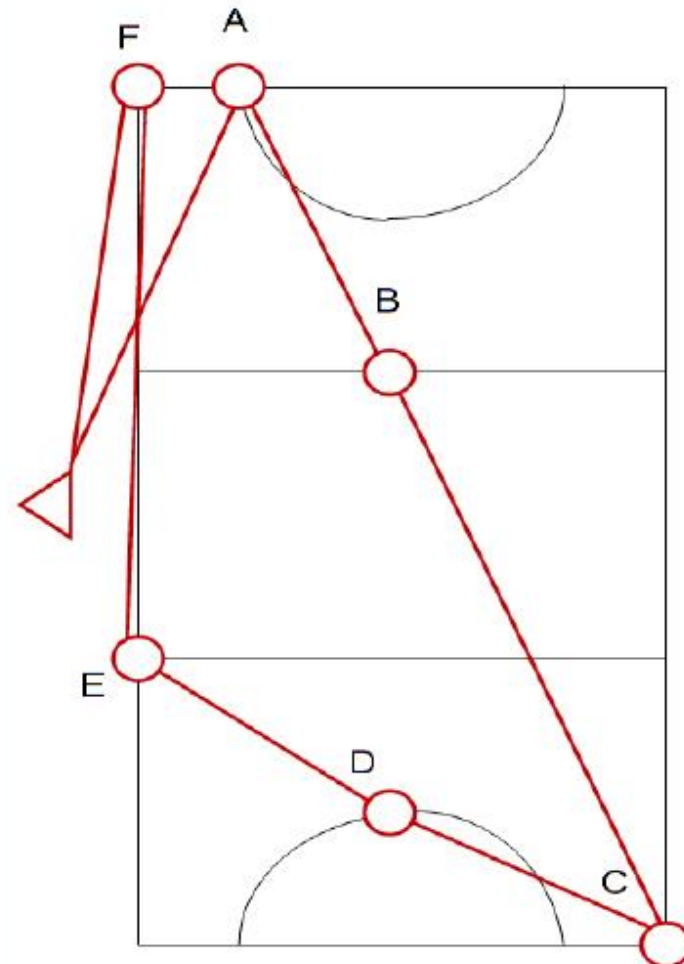


APPENDIX #8: NETBALL NUMBERS

MAP 3

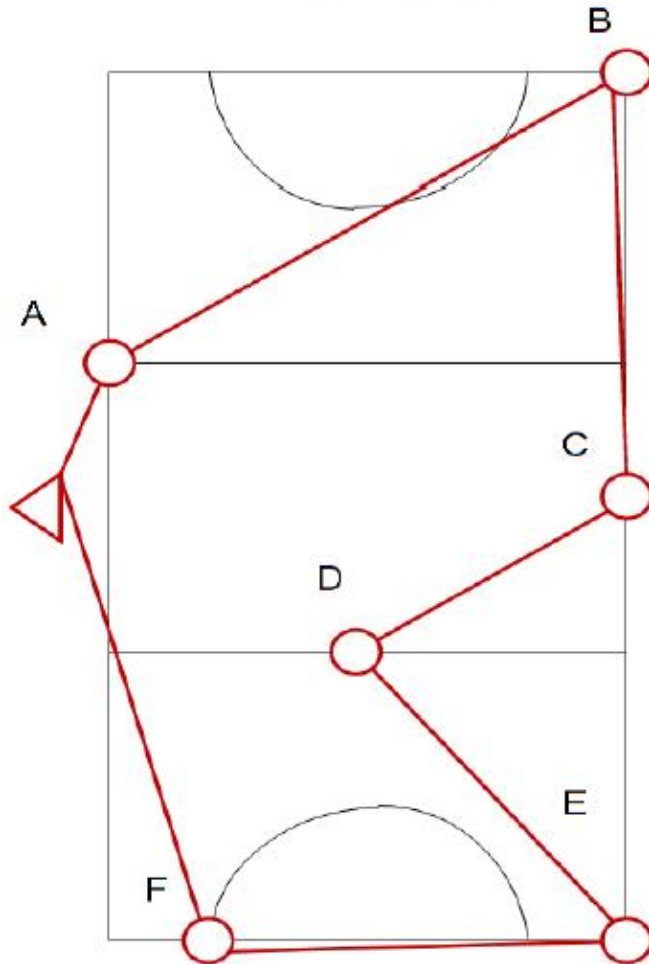


MAP 4

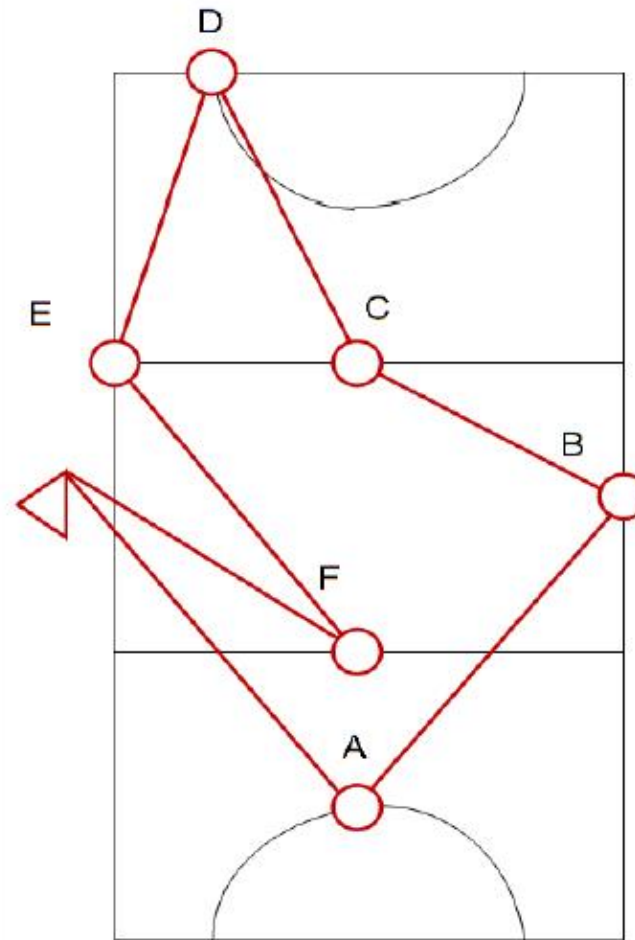


APPENDIX #8: NETBALL NUMBERS

MAP 5



MAP 6



CHESHIRE & WARRINGTON
VIRTUAL SCHOOL GAMES



APPENDIX #8: NETBALL NUMBERS

Names	Cross off when completed by each child					
	1	2	3	4	5	6
	1	2	3	4	5	6
	1	2	3	4	5	6
	1	2	3	4	5	6
	1	2	3	4	5	6
	1	2	3	4	5	6
	1	2	3	4	5	6
	1	2	3	4	5	6
	1	2	3	4	5	6
	1	2	3	4	5	6
	1	2	3	4	5	6
	1	2	3	4	5	6
	1	2	3	4	5	6
	1	2	3	4	5	6
	1	2	3	4	5	6
	1	2	3	4	5	6
	1	2	3	4	5	6

