

BOCCIA

KEY INFORMATION

AGE GROUP: Primary / Secondary

GENDER SPECIFICATIONS: Boys/Girls—**NO** gender stipulations

NUMBER IN A TEAM: 5 children for PAN criteria and/or PD criteria Teams

DESCRIPTION

There are 3 tasks to complete as part of this challenge. Please record the score for each task for the individual player on a score sheet, their Individual total score is their 3 task scores added together. The top 5 scoring children who meet the age, criteria and gender specifications above will form the 'team's whose results you will need to submit for the School Sport Partnership virtual competition.

Please complete and submit your monitoring sheet on completion and send to your local School Games Organiser.


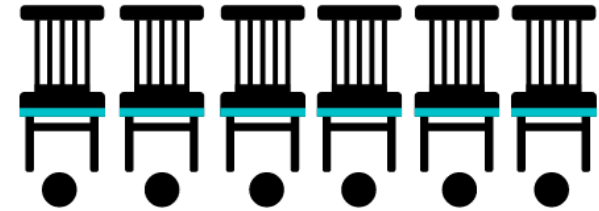


TASK #1: BOCCIA BLAST

HOW TO PLAY: Player from seated has 6 attempts at bowling the boccia ball at the target ball trying to hit it or knock it out of the hoop / zone. Each time they knock the target ball out of the hoop / zone it is replaced. [Click here](#) to see a video of the task.

SCORING: Every time the player touches the target ball they get 2 points and if they knock the target ball out of the hoop / zone they score 5 points.

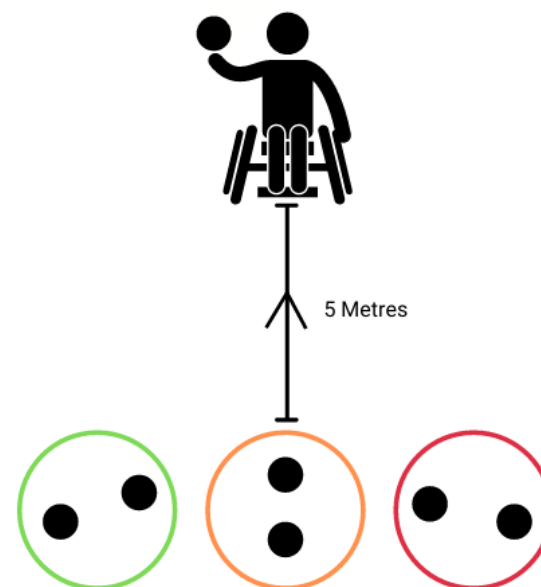
EQUIPMENT: Chair, Boccia Balls, hoop / zone, Beach ball, balloon or larger light ball and Ramp / pusher if required (see right)



TASK #2: TRAFFIC LIGHTS

HOW TO PLAY: Each player has 6 bowls from seated and must attempt to get 2 bowls in each of the 3 hoops / zones. [Click here](#) to view a video of this task.

SCORING: 5 points for each bowl in the correct zone, 1 point if the ball passes through the correct zone — max score 30 points / player



EQUIPMENT: Boccia Balls or rolled up socks

Hoops / Cones and a chair



CHESHIRE & WARRINGTON
VIRTUAL SCHOOL GAMES

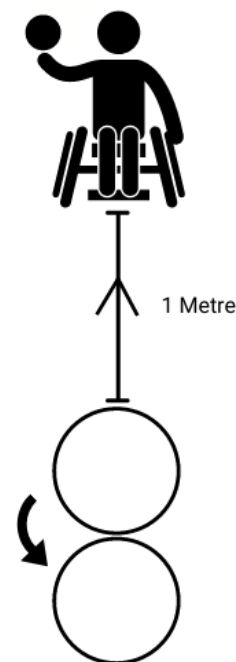


TASK #8: FLIP IT

HOW TO PLAY: Player from seated bowls the ball into the hoop and once in the hoop flips the hoop over and takes the ball back to chair and bowls again. Every time the ball stops in the hoop, they flip it further away from them. The aim being to get the hoop furthest away from the chair in 5 mins. [Click here](#) to view a video of this task.

SCORING: Keep count of the number of hoop flips

EQUIPMENT: Chair, Boccia Ball and medium size hoop.



INCLUSIVE:

Remember the STEP principles:

Size / texture of ball can be altered if player finds Boccia ball difficult to hold even rolled up socks!

Can use a ramp / pushers for all of the tasks piece of wood / plastic for ramp pusher could be a brush.

Make the distance bowling achievable for individual

RISK ASSESSMENT:

Please make sure your exercise area is clear and there is nothing nearby which could cause a trip or fall. All the challenges are designed to be suitable for each age group, however it is important to understand that if you choose to take part, you are doing so at your own risk.

Covid-19: please adhere to the current Covid-19 guidelines at the time that you take part in this activity. This is in relation to social distancing and the use of equipment.

Please ensure that you have completed a risk assessment for the children taking part in this activity, and adapt the tasks / area to meet the requirements of your own school risk assessment.

SPRIT OF THE GAMES VALUES

HONESTY when working with classmates and teachers, you must submit your score with honesty



DETERMINATION is important when completing challenges so you don't give up. Resilience makes you overcome difficult challenges.



SCORE SHEET

(Best 5 Players total score added together for each category)

CATEGORY	TOTAL
PAN Primary	
PAN Secondary	
PD Primary	
PD Secondary	

DATA COLLECTION

Total number of Boys taking part.	Total number of Girls taking part	Number of pupils where this is their first competition	Number of ethnic minority pupils	Number of SEND pupils	Number of Young Team Managers helping out	Number of teachers involved

